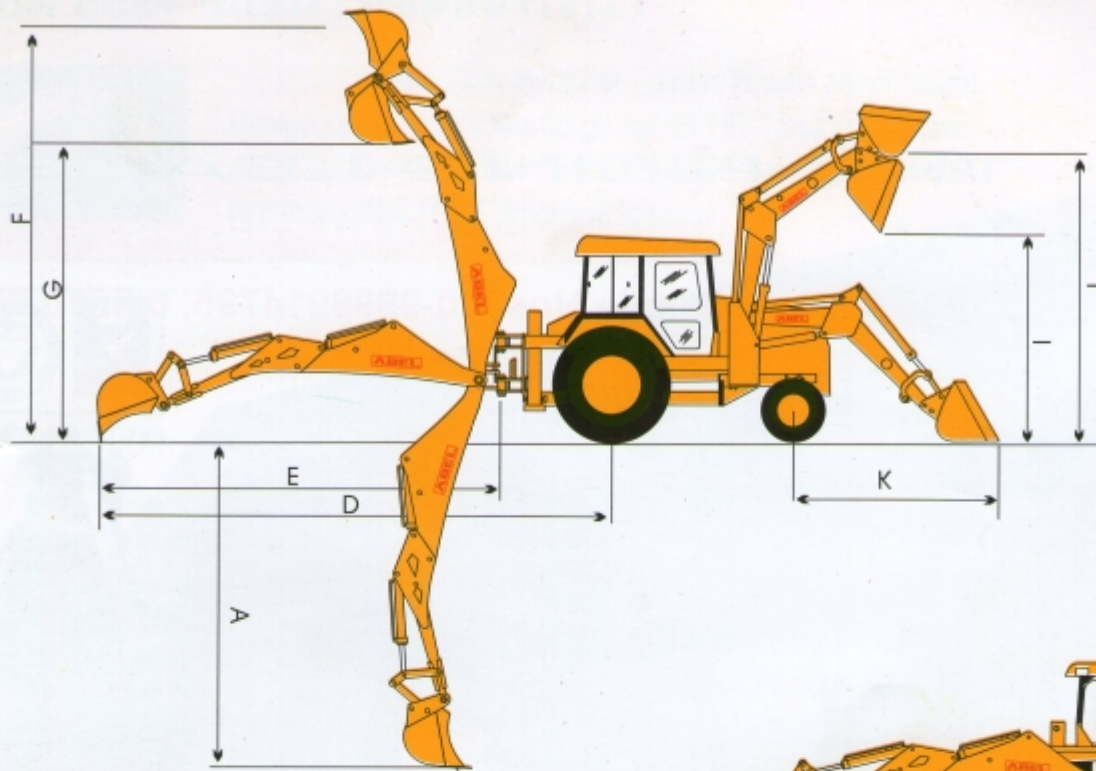



SPECIFICATIONS



STATIC DIMENSIONS



A OVER ALL LENGTH	7.8m
B SLEW GROUND CLEARANCE	.66m
C MINIMUM GROUND CLEARANCE	.36m
D EXCAVATOR MINIMUM REACH (FROM REAR AXLE)	3.1m
E LOADER MINIMUM REACH (FROM FRONT AXLE)	2.5m
F MAXIMUM HEIGHT	3.2m

BACKHOE PERFORMANCE

A DIG DEPTH	3.8m
B REACH OVER THE SIDE FROM STABILIZER	4.1 m
C REACH FROM SWING PIVOT CENTRE LINE	5.0 m
D REACH FROM REAR AXLE CENTRE LINE	6.41m
E REACH FROM PIVOT CENTRE LINE	5.0m
F HEIGHT MAX FULLY RAISED	5.26m
G LOADING HEIGHT CLEARANCE	3.42m
H STABILIZER SPREAD	2.21m



A.B. EXCAVATORS & EARTHMOVERS (P) LTD.

(AN ISO 9001: 2000 CERTIFIED CO.)

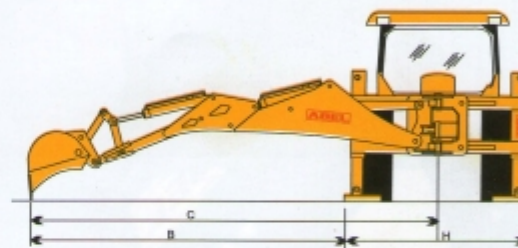
Head Office: ABEL COMPLEX, Plot No.164, First Floor, Sector-25, Faridabad - 121 004, Haryana (INDIA)

Factory: Industrial Plot No. 9, Krishna Colony, Sector-56, Sohna Road, Faridabad - 121004 (INDIA)

Ph.: 0129- 4155033-36,3293608 Fax.: 0129-4061570

Email: mktg@abelindia.com Website: www.abelindia.com

Customer Care Mobile Nos. : 0-9999914795, 0-9810280709



FEATURES

- (A) Low cost, can be installed even on second hand tractors.
- (B) Nation wide network, approved by Tractors manufacturers.
- (C) Can be very effectively used in excavating soil, foundation for building, trenches for pipeline & Cable laying, to handle garbage, Widening of rural roads.
- (D) Easy spares availability at very low cost compared to other earthmoving machinery.
- (E) The ABEL Backhoe-Loaders attachment has a structure that's rugged, the styling very modern and unrivalled.
- (F) Its mainframe (chassis structure) is fully welded and is designed for durability using advanced computer analysis. This ensure correct distribution and dissipation of Backhoe-Loader and tractor gear box induced stresses.
- (G) ABEL Backhoe-Loader is a contractor's low cost dream machine.

LOADER PERFORMANCE

I DUMP HEIGHT	2.59m
J MAXIMUM OPERATING HEIGHT	3.85m
K REACH AT GROUND	2.45m

*The technical characteristics are indicative and in no way binding. The specification are subject to change without notice and may vary from tractor to tractor.
*We manufacture Backhoe - Loader, Dozer attachments only. Tractors are manufactured by respective manufacturers under their trade marks.

Authorised Dealer



BACKHOE LOADER TRACTOR ATTACHMENTS



SUITABLE FOR INDO FARM 55HP & ABOVE



INDO FARM

For 55 HP & above Tractors

India's No.1

ABEL Advanced Engineering...



LOW COST

with WIPRO HYDRAULIC CYLINDERS

HIGH PRODUCTIVITY



ABEL Heavy Duty Backhoe Loader Tractor attachments Design offers customers to go for 55 HP Tractors because ABEL assures low fuel consumption measuring to almost half than other 75 HP Backhoe loaders.



ABEL Heavy Duty BACKHOE LOADER Tractor attachments suitable for 55 HP & above Tractors like **INDO FARM** etc.

MODEL :BASIC- Heavy Duty BACKHOE LOADER Tractor attachments suitable for 55 HP & above Tractors with **WIPRO** Hydraulic Cylinders, Bonnet Guard.

MODEL : FULL LOADED - Heavy Duty BACKHOE LOADER Tractor attachments suitable for 55 HP & above Tractors, Full Loaded with **WIPRO** Hydraulic Cylinders, Deluxe Cabin, Cab Floor, Bonnet Guard, Side Rear View Mirrors & extra Fog Lights

POSSIBLE ADDITIONAL OPTIONS

- Loader Buckets (Standard, Grab 5 in 1, Multitask 7 in 1)
- Backhoe Buckets (Different Capacities)
- Forklift Attachments / Crane Attachments
- Colours: **Red / Blue / Yellow / Green**



India's No.1

Constructive Solutions